





# Linea implantare MITO

## MITO Implant Line

### IMPIANTO CONICO ESAGONO INTERNO

CONICAL IMPLANT WITH INTERNAL HEX CONNECTION

Ø IMPIANTO	Ø 3.40 mm 	Ø 3.75 mm 	Ø 4.20 mm 	Ø 5.00 mm 
ESAGONO	2,3 mm	*2,42 mm	*2,42 mm	*2,42 mm
Ø APICE	Ø 2,16 mm	Ø 3,15 mm	Ø 3,15 mm	Ø 3,9 mm



H 6.0			MITO4260	MITO5060
H 8.0		MITO3780	MITO4280	MITO5080
H 8.5	MITO3485			
H 10.0	MITO3410	MITO3710	MITO4210	MITO5010
H 11.5	MITO3411	MITO3711	MITO4211	MITO5011
H 13.0	MITO3413	MITO3713	MITO4213	MITO5013
H 15.0	MITO3415	MITO3715	MITO4215	MITO5015

\*Ø esagono 2,42 compatibile connessione Screw-Vent

\*Ø 2.42 hex, Screw-Vent-compatible connection